




Report Summary

Report Purpose:			
Approval/Decision:	x	Assurance:	x
Update	x	Review	x
Discussion	x	Steer	

Agenda Item Ref:	
Report to:	Trust Executive Committee
Meeting Date:	21 March 2019

Report Title					
Safer Staffing - Workforce Report March 2019					
Presented by:	Paul Keedwell Executive Director of Nursing and Practice				
Report author(s):	Chris Burford, Deputy Director of Nursing and Practice, with the Safer Staffing Team				
Accountable Director:			Date Approved:		
Paul Keedwell, Executive Director of Nursing and Practice			14 March 2019		
Alignment to the Trust's strategic aims:	Our aims:	To deliver high quality care and treatment	x	To ensure our services are driven by the voices of people who use them	x
		To build a reputation as a recognised centre of excellence and expertise	x	To attract and retain talented people and to create a great place to work, with a shared sense of pride and ambition	x
		To challenge discrimination and stigma, and to champion recovery, inclusion and wellbeing	x	To be an efficient, thriving and successful organisation with a sustainable future	x
Purpose of report:	The Trust is required to report on inpatient staffing levels on a monthly basis – both externally, through the NHS Choices website and internally to the Trust Executive Committee.				
Summary of the key issues:	<p>Safer Wards reporting is included within this report based upon the Ward Dashboards recently introduced.</p> <p>Key Performance Indicators based upon CQC domains are actively represented.</p> <p>Ward staffing numbers working below 80% and above 120% establishment – KPI 479 Fill rate of ward shifts.</p> <p>Reasons for staffing numbers below 80% and above 120% for February 2019</p> <p>Care Hours Per Patient Day calculation explained and reported for February 2019 including the Allied Health Professional returns reported to NHS England.</p> <p>KPI 480 Bank and Agency Usage on Ward Shifts during February 2019.</p>				
Recommendations:	<p>The Trust Executive Committee receives the Safer Wards report and the Analysis of the data.</p> <p>The board to be assured that inpatient wards are safely staffed at all times, that when breaches with skill mix are identified; they will be mitigated with a ratio of increased unregistered staff.</p>				

	<p>The Board to be assured of the continued controls implemented by the Safe Staffing Team, including validation of agency requests, agency negotiation and effective rostering of healthcare staff.</p> <p>The Trust Executive Committee are assured that all reporting to NHS England is compliant and reflective of Trust performance.</p>				
Report previously presented to:					
Committee/Group:	Date:	Report title:		Outcome/action:	
None	N/A				
Summary of compliance implications:					
Meeting the National Quality Board requirements and reporting to NHS England					
Does this report provide assurance in respect of a new / existing risk/s?					
Type of risk/s	Existing	Corporate Assurance	x	Risk Register	x
Level of Assurance and trend:   1 to 10					
Significant		Limited		None	
8 					



Trust Executive Committee

Safer Staffing Report March 2019

1. Situation

1.1 The Trust is required to report on inpatient staffing levels on a monthly basis – both externally, through the NHS Choices website and internally to the Board. This has been a requirement since June 2014.

1.2 This report is reflective of the National Quality Board guidance published July 2016:

“Staffing Guidance any Guidance applicable to the Services in relation to Staff numbers or skill-mix, including the National Quality Board publication Supporting NHS providers to deliver the right staff, with the right skills, in the right place at the right time, available at <https://www.england.nhs.uk/wp-content/uploads/2013/04/nqb-guidance.pdf>

2. Background

2.1 The data presented on this report is obtained through the following reports/systems:

HealthRoster

Ward Dashboards

NHS Improvement National Data

2.2 Since April 2018 NHS England has made the reporting of Care Hours per Patient Day (CHPPD) mandatory report as part of the safe staffing uplift per month. The Trust submitted the first set of CHPPD figures 15 May 2018, reporting CHPPD for April 2018.

2.3 The mandatory submission of CHPPD hours includes Qualified Nursing and Allied Health Professional, Health Care Assistants and Allied Health professional Assistants shifts planned to be worked and those worked as part of the clinical roster per ward.

3. Assessment

3.1 Safer Wards Report

3.1.1 The Trust has introduced a Safer Ward set of metrics via the Ward Dashboards hosted on the Informatics hub with the aim of reporting the holistic view of wards based upon key performance indicators.

3.1.2 The key performance indicators chosen are aligned with CQC requirements based on Safe, Effective, Caring, Responsive and well led criteria.

3.1.3 The metrics for Safer Wards are enclosed in the following tables.

3.1.4 Trust Wards Total Unavailability details the percentage of staff that are not able to be rostered onto shifts due to a wide range of reasons, that include, annual leave sickness, training, maternity, paternity and compassionate leave. Once a ward has an unavailability factor above 33% then the ability to complete a ward roster is compromised as 66% availability is required. Nine trust wards registered an unavailability factor above 33%.

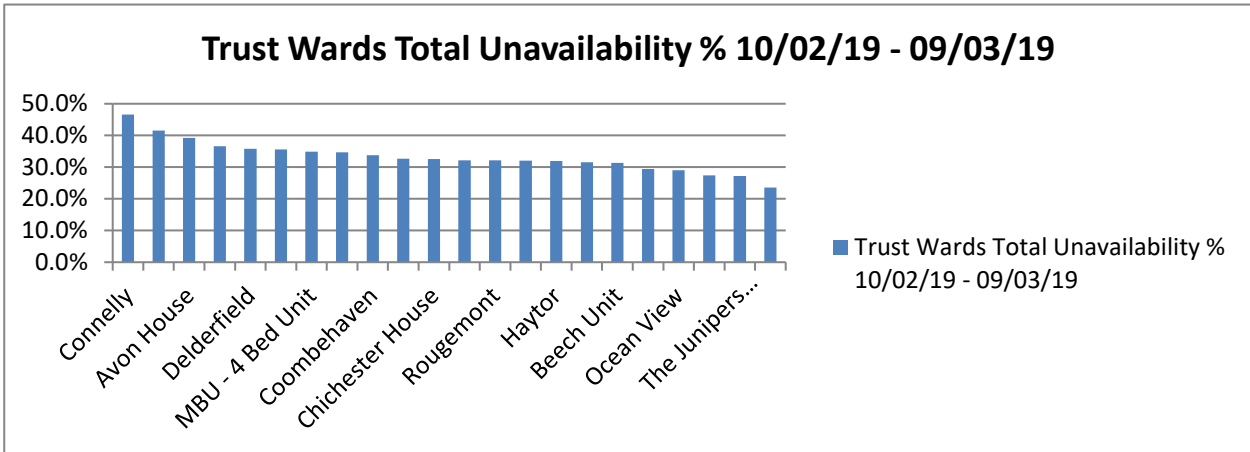


Table 1: Trust Wards Total Unavailability % 10/02/19 – 09/03/19

3.1.5 The most prominent reasons for unavailability are sickness and annual leave. Trust sickness average has been set at a target level of 4%. During the period in question 19 wards reported a sickness rate higher than 4%, with 3 wards reporting sickness below 4%

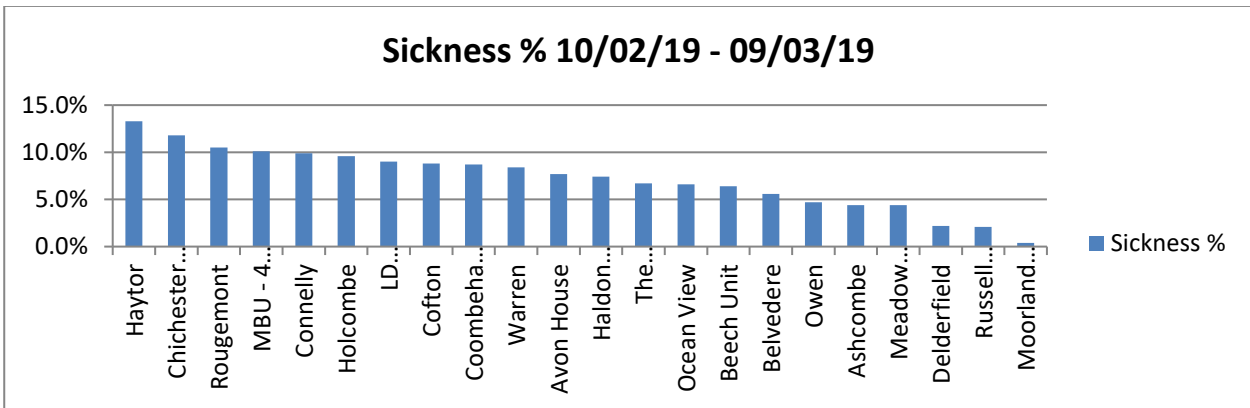


Table 2: Trust Wards Total Sickness % 10/02/19 – 09/03/19

3.1.6 Annual leave average amounts taken per 4 week period should fall within an 11% – 18% range to ensure effective use of leave averaged over a 12 month period. Eight wards allocated 18+% of leave, ensuring a lower availability of staff for their respective rosters. No wards granted less than 11% of leave during this 4 week period.

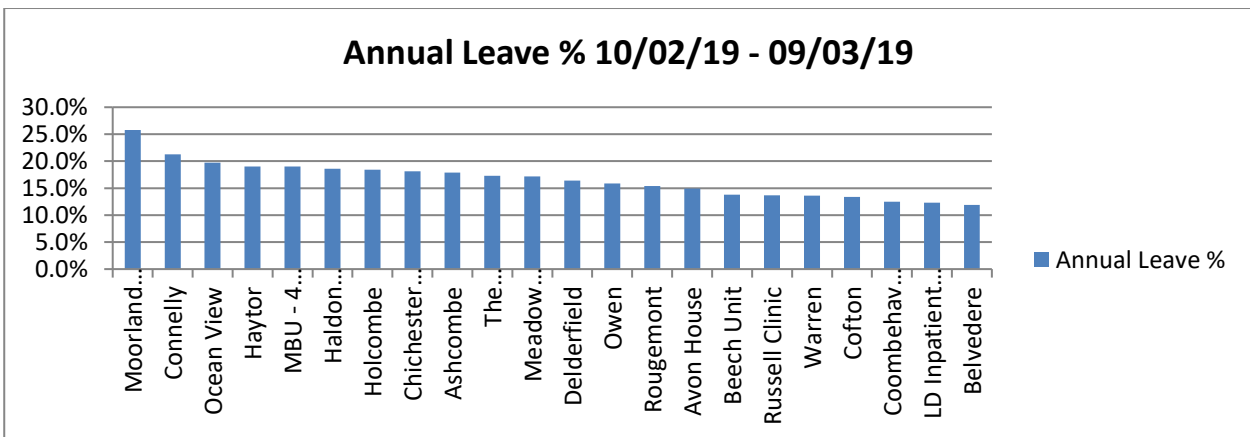


Table 3: Trust Wards Total Annual Leave % 10/02/19 – 09/03/19

3.1.7 The use of bank and Agency as part of the staffing numbers for wards is measured against a maximum 30% criteria, for fill rates per month. Wards above 30 % fill rate for temporary staffing rate as a red rating, 7 wards achieved this rating. Bank and agency are used to cover vacancies, sickness and short term unavailability's. All wards used bank or agency staff during 10/02/19 – 09/03/19.

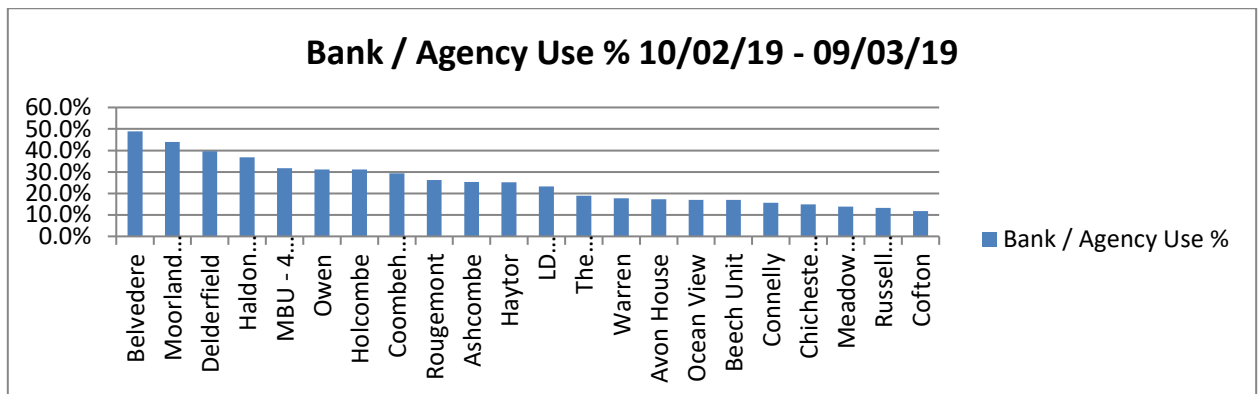


Table 4: Trust Wards Total Bank/Agency % 10/02/19 – 09/03/19

3.2 NHS England Safe Staffing Report

3.2.1 Safe Staffing returns are measured within a defined parameter of below 80% and above 120% for each skill mix, on days and on nights. Wards reporting above and below these parameters are highlighted red on the report for fewer than 80% and yellow on the report for over 120% – see **Appendix A** for details.

3.2.2 Ward returns within the defined 80% - 120% parameters are defined as safe due to balanced skill mix.

3.2.3 Reasons for falling below 80% are due to the following factors:

High Vacancy Factor, especially qualified staff

High Sickness Rates

Imbalanced Skill Mix when building the roster

3.2.4 Reasons for staffing above 120% are:

Increased Ward Complexity including enhanced levels of supportive engagement at 1:1 or 2:1 above the agreed ward establishment, this causes an immediate increase in staffing numbers.

Opening of Extra Care Areas

Wards admitting patients above set numbers

Imbalanced Skill Mix

During February 2019 5 (Five) inpatient wards reported combined average staffing rates above 120% - **see Appendix A**. No wards reported a combined staffing ratio below 80% during February.

3.3 Skill Mix Ratios

3.3.1 Nine wards (9) have been under staffed with qualified staff, backfill with unqualified staff ensured Safe Staffing numbers where maintained. When the two aggregate scores are

added together they will exceed the 80% minimum for total staff on the ward – **See Appendix B**

3.4 Care Hours per Patient Day

3.4.1 Care Hours per Patient Day (CHPPD) are reported within the same template as Safe Staffing numbers – see **Appendix B**. During February 2019 2 wards (Chichester and Owen) recorded Qualified CHPPD hours under the minimum 2 hours per day.

3.4.2 CHPPD hours are based on the acuity levels of individual patients admitted to inpatient wards. The purpose of this measure is to ensure patients are receiving the recommended hours per day support from staff to aid their recovery. Current CHPPD levels are an average of patients per day admitted to the ward at 23:59, multiplied by the number of days in the month. This figure is divided by the number of hours worked by clinical staff.

$$\frac{\text{Number of Patients} \times \text{Days in the month}}{\text{Hours worked by clinical staff}} = \text{Care Hours per Patient Day}$$

3.4.3 The Trust has access to the NHS Improvement national statistics for CHPPD with January 2019 the latest published data set.

3.4.4 The Trust ranks 61st nationally out of 216 Trusts that provided CHPPD returns to NHSI for January 2019.

3.4.5 Of 51 identified Mental Health Trusts in January 2019, Devon Partnership Trust ranked 29th for CHPPD – see **Appendix C**.

3.4.6 As a member of the Devon Sustainability and Transformation Partnership (STP) the Trust ranked 1st see table below:

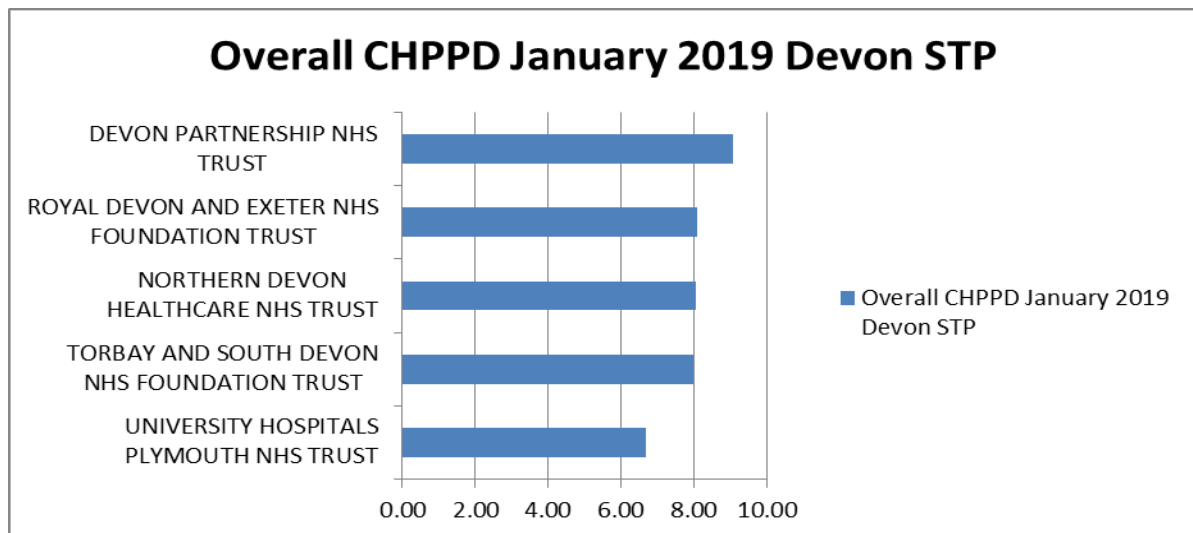


Table 5 Overall CHPPD January 2019 Devon STP

4. Recommendations:

4.1 The Trust Executive Committee receive the Safer Wards report and the analysis of the data.

4.2 The board to be assured that inpatient wards are safely staffed at all times, that when breaches with skill mix are identified; they will be mitigated with a ratio of increased unregistered staff.

- 4.3 The Board to be assured of the continued controls implemented by the Safe Staffing Team, including validation of agency requests, agency negotiation and effective rostering of healthcare staff.
- 4.4 The Trust Executive Committee are assured that all reporting to NHS England is compliant and reflective of Trust performance.

Compiled by:

Chris Burford - Deputy Director of Nursing and Practice & Safer Staffing Team

Presented by:

Paul Keedwell – Executive Director of Nursing and Practice

Date:

11 March 2019